
A Guide to

Prayer- Walking



Prayer-Walking



Table of contents

Introduction to prayerwalking

Suggestions for prayerwalking

Why prayerwalk?

Ways to use prayerwalking

Helping others
discover prayerwalking

Days following prayerwalk

*“Every place on which the sole of your foot treads,
I have given it to you, just as I spoke to Moses.”*

(Joshua 1:3 NASB)

Introduction to prayerwalking

God is using prayerwalking all around the world to pave the way spiritually for His glory to be revealed. You can participate in this special movement of God's spirit. Through prayerwalking, lives will be changed as Christians begin praying for and sharing their faith with those in need.

There are two purposes of this guide. The first purpose is to provide suggestions for you as you take prayer beyond the walls of your home and church. Secondly, this guide is designed to assist you as you help others discover prayerwalking. The Holy Spirit will be your teacher as you “*Pray On-Site With Insight*”.*

Prayerwalking may be described as:

- Intimacy with God
- Intentional intercession
- Praying in response to what you see and hear
- Sensitivity to what God reveals to you through Scripture and the Holy Spirit
- Asking at the place of need
- Seeing through God's eyes
- Steps of faith and obedience

The focus of prayerwalking is on **prayer**, not the physical movement of walking. It is not more powerful than other types of prayer. Prayerwalking prepares the way for effective ministry, evangelism, and church starting.














*From *Prayerwalking* by Steve Hawthorne and Graham Kendrick.



Suggestions for prayerwalking

It is best to prayerwalk in teams of 2-3. You may take a small Bible or New Testament, scripture cards, small song-book, journal, pen, or bottle of water. (In some locations where you prayerwalk you may need to use discretion in praying or singing aloud and in the visible use of the Bible).

The actual prayerwalk may include the following:

-  Asking forgiveness for personal sins
-  Singing songs of praise and worship
-  Praying Scripture—examples: Acts 26:18, Rom. 15:13, 2 Cor. 10:5, 2 Thess. 3:1, Jer. 29:11
-  Reading Scripture aloud
-  Praying silently or aloud, eyes opened or closed
-  Praying specific, short, conversational prayers
-  Walking slowly around buildings
-  Sitting on benches
-  Standing at overlook points
-  Stopping to reflect & listen or discuss insights
-  Touching the doors of buildings as you pray
-  Looking for clues as to how to pray for people's needs (handicapped ramp may reveal a special physical need, toys may show the presence of children, etc.)
-  Being sensitive to divine appointments

Follow God's leadership to pray with someone or witness to them.

Why prayerwalk?

Our prayers will bear fruit.

We see things we do not normally see.

Some people have never been prayed for.

It encourages a lifestyle of prayer and witness.

Here is what prayerwalkers are saying:

“As we prayerwalked among an unreached people group, the Holy Spirit led us to pray that a specific building would one day be a Christian radio station. Several of us were led to pray the same thing about the same building without ever talking about it.”

“I was part of a prayerwalk team in Charleston, WVA. As we walked past a basketball court, I felt led to go and talk to the young men playing basketball. One of them accepted Christ as his personal Savior.”

“We were prayerwalking our city. A lady stopped to ask directions. We gave her directions and then told her what we were doing. She had specific needs and we were able to pray with her.”

“We decided to organize an effort to prayerwalk every school in our district before school begins this fall. This is the best thing we can do for our students and teachers.”

Ways to use prayerwalking

Neighborhood

- ✋ Take your family on a prayerwalk
- ✋ Target specific areas that your church hopes to reach with the Gospel
- ✋ Plan to prayerwalk every zip code in your city

(Recommended resource is Prayerwalk USA, (404)627-3267 or www.prayerwalk.org).

Local schools

- ✋ Plan to prayerwalk all schools in your district before school begins in August
- ✋ Prayerwalk before/during exams
- ✋ Prayerwalk as part of a follow-up after a crisis or as a part of a teacher appreciation emphasis

Work place

- ✋ Go to work early and pray at office doors or desks
- ✋ Prayerwalk around the parking lot and building
- ✋ Participate in a plan for Christian coworkers to pray for every employee

“Pray without ceasing”

(1 Thess. 5:17 NASB)

City/Town

- ✋ Prayerwalk around government buildings, bars, night clubs, police stations, etc.
- ✋ Plan to prayerwalk voting places prior to elections
- ✋ Participate as part of National Day of Prayer

Church

- ✋ Prayerwalk your own community prior to Vacation Bible School, revivals, etc.
- ✋ Pray in and around your church building
- ✋ Prepare for ministry at a local festival, apartment complex, etc.
- ✋ Target an area to prayerwalk that is a possible site for a new church start
- ✋ Make prayerwalking a part of all mission trips

(Recommended resource for prayerwalks among unreached people groups is *Prayer Journeys*, compiled by John Hanna, Caleb Project. (303)730-4170 or www.calebproject.org)

*“First of all, then, I urge you that entreaties
and prayers, petitions and thanksgivings
be made on behalf of
all men.”*

(1 Tim. 2:1 NASB)

Helping Others Discover Prayerwalking

Planning

- Pray for details of prayerwalk - time, place, participants, etc.
- Map out area to prayerwalk
- Learn as much as you can about area that will be prayerwalked
- Publicize prayerwalk opportunity

Suggested schedule for prayerwalking seminar

- **Instruction on prayerwalking - 45 min.**
Teaching Resource: Prayerwalking: *Praying On-Site With Insight* by Steve Hawthorne and Graham Kendrick
- **Team and location assignments - 10 min.**
Divide group into teams of 2-3 and assign each team a specific area to cover. Agree on a time to return from prayerwalk.
- **Team prayer time- 5 min.**
Prayers of confession (1 John 1:9)
Prayers of guidance (Rom. 8:26)
- **Prayerwalk - 60 min.**



Prayer-Walking








- Refreshments & fellowship - 15 min.
- Reflection & celebration - 45 min.
 - Celebrate how you sensed God at work.
 - Discuss struggles.
 - Are there specific prayers that we should continue to pray?
 - Are there ministry opportunities that we need to follow-up on?
 - What did God teach you?
 - How can God continue to use prayerwalking?

Total time 3 hrs.

(Total time will vary depending on purpose, location, experience, etc.)

Days following prayerwalk

-  Journal prayers and scriptures that you felt led to pray during prayerwalk
-  Pray specifically for requests from prayerwalk
-  Follow-up on promptings that the Holy Spirit brings to mind
-  Keep a list of scriptures to pray during future prayerwalks
-  Look for opportunities for ministry and evangelism in the areas you have prayerwalked

“Now after this the Lord appointed seventy others, and sent them two and two ahead of Him to every city and place where He Himself was going to come.”

(Luke 10:1 NASB)


Additional Resources

"Follow Me: Lessons for Becoming a Prayerwalker"
by Randy Sprinkle, New Hope Publishers, 2001.

"Taking Prayer to the Streets: Prayer Journeys Pocket Guide" by C. Thomas Wright, North American Mission Board. To order call 1-800-448-8032 or visit www.namb.net.

Other resources available from WayMakers by calling (512) 419-7729 or visit www.waymakers.org.





SOUTH CAROLINA BAPTIST CONVENTION

MISSIONS MOBILIZATION GROUP
190 STONERIDGE DRIVE
COLUMBIA, SC 29210-8254
1-800-723-7242

This guide is made possible through the
Cooperative Program/Cooperative Gifts of your local church
and is available at www.scbaptist.org